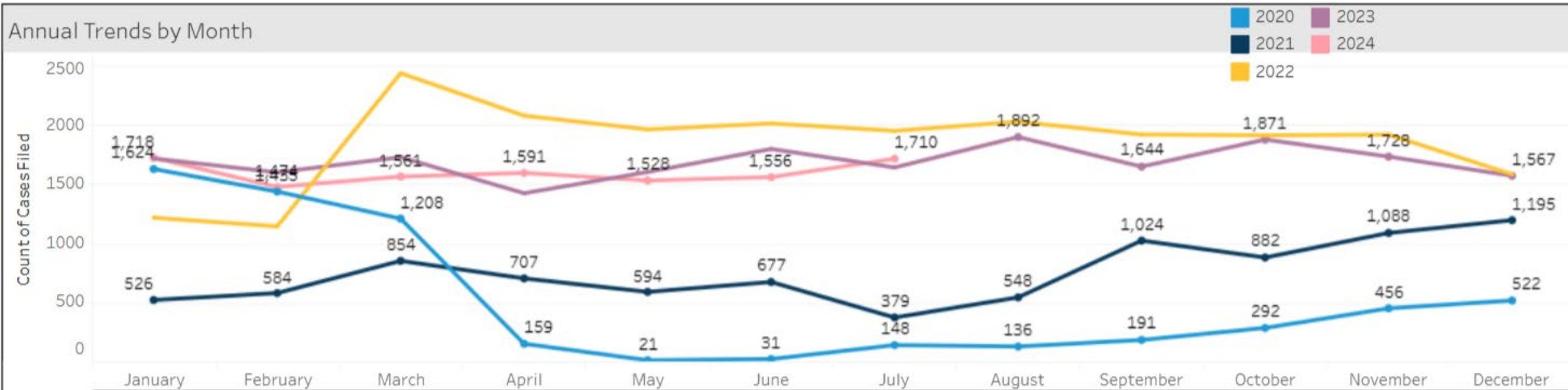


CT Right to Counsel Update

August 16, 2024



Filing Trends - Statewide



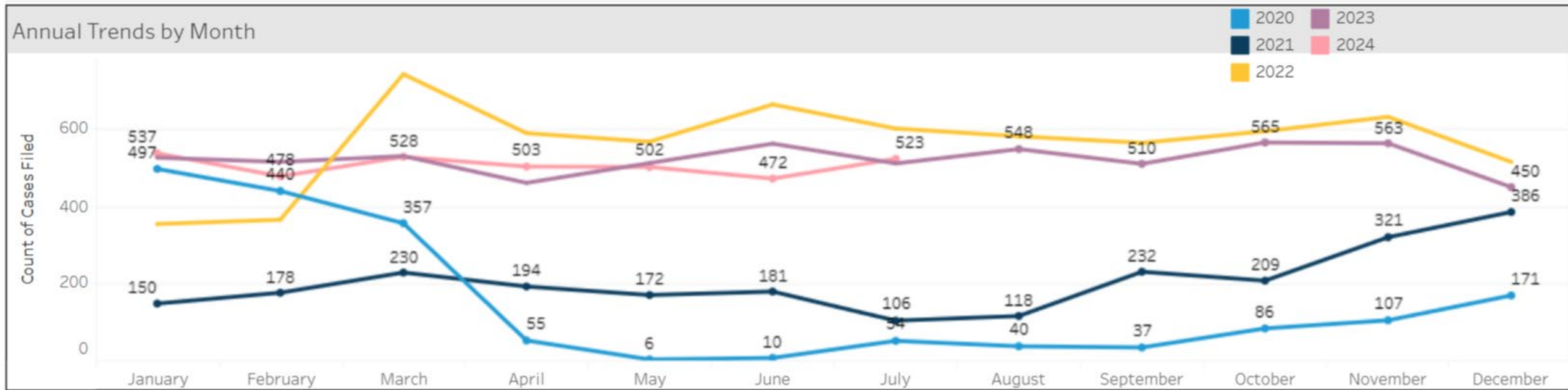
2019 Eviction Filings: 18,922

2022 Eviction Filings: 22,448

2023 Eviction Filings: 20,154

2024 Eviction Filings : 11,138 (as of 7/31/2024)

Filing Trends – RTC Zip Codes



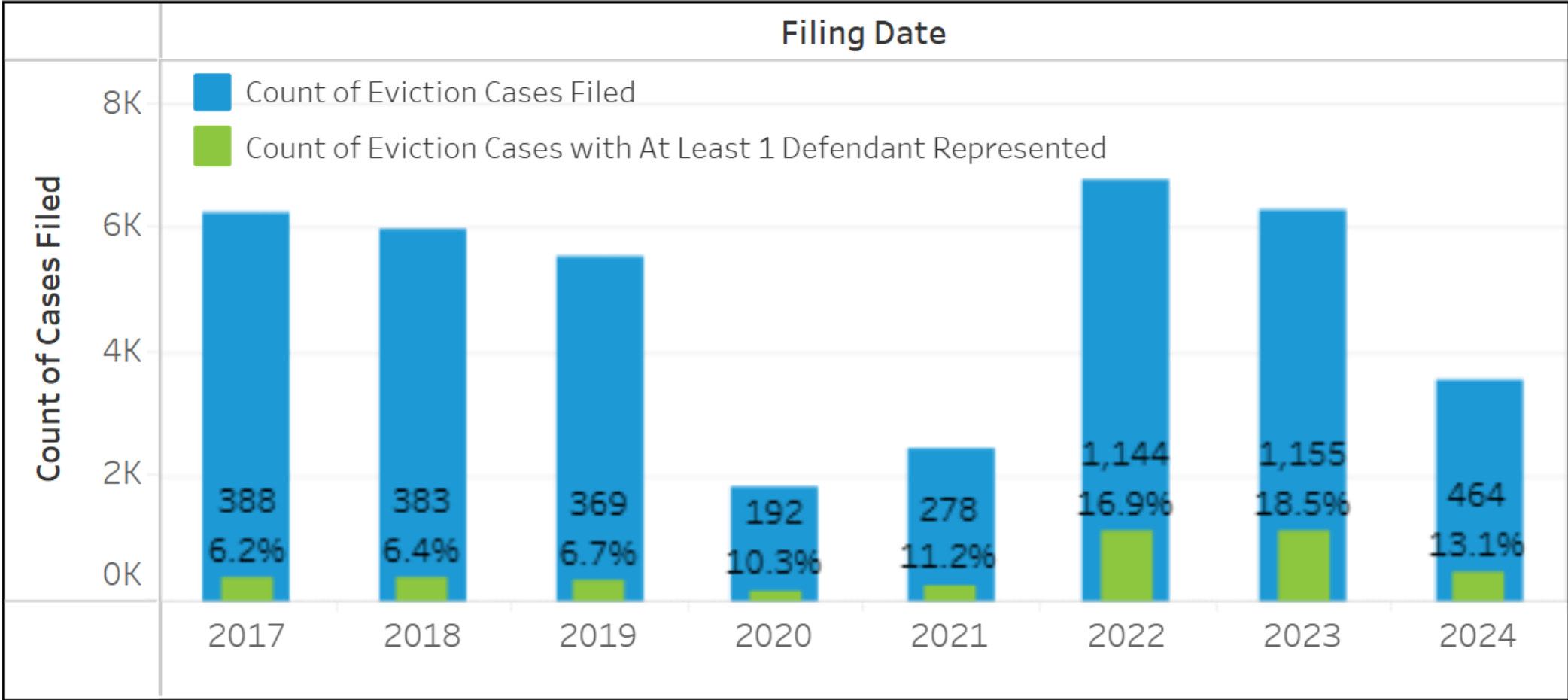
2019 RTC Zip Code Eviction Filings: 5,509

2022 RTC Zip Code Eviction Filings: 6,767

2023 RTC Zip Code Eviction Filings: 6,252

2024 RTC Zip Code Eviction Filings : 3,543 (as of 7/31/2024)

Defendant Representation Rate



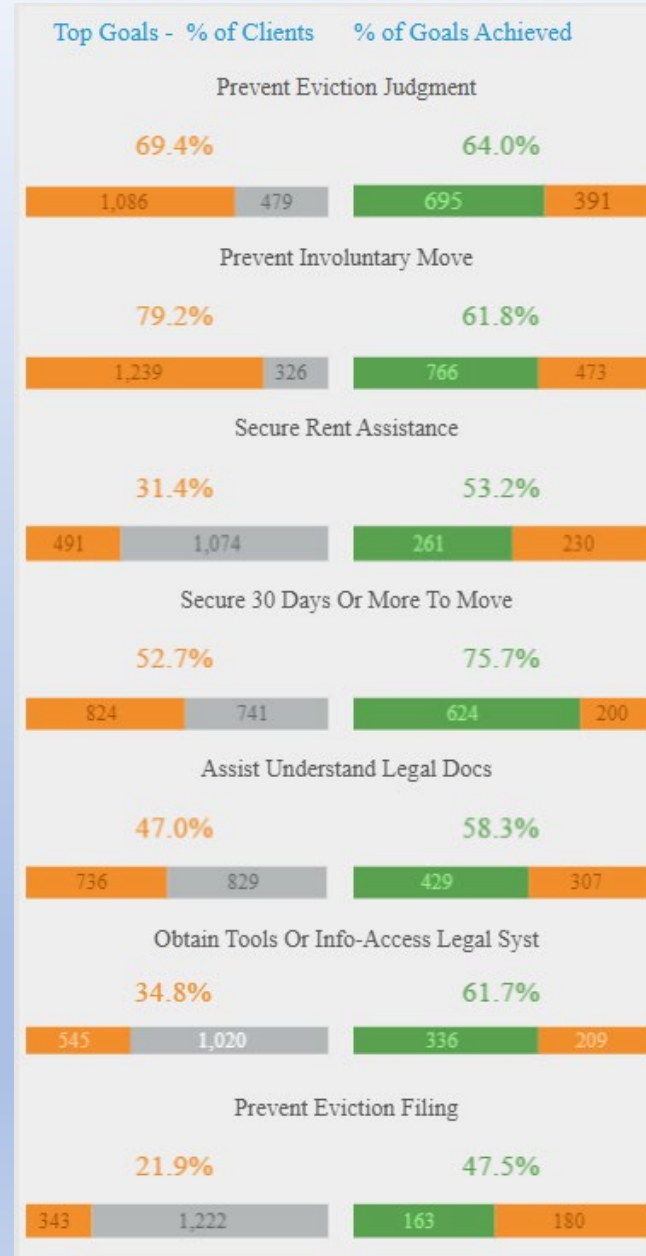
RTC Zip Code Representation Rate

Note: 2024 Data is not real-time

Client Demographic Information (1/31/2022 – 7/31/2024)

- **5,524** clients received services
 - 3,099 received full representation
- **Race**
 - 2,228 (43.7%) Black, 1,716 (33.7%) Hispanic, 715 (14%) White
- **Gender**
 - 3,721 (67.36%) female, 1,692 (30.63) male, 112 (2.03%) not specified
- **Disability**
 - 48.9% of clients report some type of disability in the home

Client Goals



Preparing for Next Legislative Session

- As ARPA funding ends, RTC must seek state funding moving forward.
- We are working with the providers to:
 - Prepare our advocacy efforts
 - Amplify the success and continued need for the program
 - Understand how RTC will operate moving forward – reviewing best practices, along with learns over the past few years since program inception

Questions?

Angela Schlingheyde

Executive Director

Connecticut Bar Foundation

Siobhan LaGro

Grants & Program Administration Manager

Connecticut Bar Foundation